Dept-Headcount Majors and Minors-History

Description:
Summary counts and charts of student majors and minors for a range of academic years. Counts are based on the number of students registered at third week of the term and are displayed as either averages over three terms of each year or as full headcounts in each year. This report replicates a UCSC Office of Institutional Research and Policy Studies published student majors report. Please note minors are not included in the Institutional Research and Policy Studies report.

Report Tabs/Views:

- Undergraduate Majors – Historical 3 Qtr Avg
- Graduate Majors – Historical 3 Qtr Avg
- Undergraduate Majors – Historical Full Headcount
- Graduate Majors – Historical Full Headcount
- Undergraduate Minors – Historical 3 Qtr Avg
- Undergraduate Minors – Historical Full Headcount

Data Prompts:

- First Academic Year in Range: YYYY-YY can select from List of Values
- Last Academic Year in Range: YYYY-YY can select from List of Values
- A Department Name can select from List of Values

Report Limitations:

- Includes
  - Third Week data from Fall, Winter and Spring terms
  - Counts of students with a UCOP CSS Official Registration Status of New, Continuing, Returning, or Visiting
- Excludes
  - Summer term
  - Students under a "Special Grad Prof Degree" program, such as Network Engineering
  - Students with a UCOP CSS Registration Status other than New, Continuing, Returning, or Visiting

Customizations:

- Filters exist on each tab to separate Undergraduate from Graduate student counts
- Filters exist on Undergrad tabs excluding either major or minor depending on the tab name
- Two custom variables exist that sum the student count in each academic year by adding the registered student counts in Fall, Winter, and Spring and then dividing the total by 3 (a.k.a. Three Quarter Average). If the report is run on a partial year, the total is still divided by 3 – resulting in a lower amount than expected.

Cautions:

- "3 Quarter Average" headcounts are based on "major equivalent counts" which are defined as follows:
  - Undergraduates with a single major are counted as 1
  - Undergraduates with double majors are counted as .5 by each major
  - Undergraduates with triple majors are counted as .33 by each major
  - Undergraduates with combined majors are counted as 1 only for the first major in the name, and 0 for the other majors in the name
  - Graduate students only have a single major so they are counted as 1
- "Full Headcount" are calculated as 1.0 per student, they are not split for double-major, triple-major, or combined-majors. The count is the maximum number of students registered in the year, event if only in one term.
- Although this certified report mimics a UCSC Office of Institutional Research and Policy Studies "Fact Sheet", the official published report without the minor information can be found at http://planning.ucsc.edu/irps

This report has passed the UCSC Data Warehouse's Report Certification Process (see http://datamgmt.ucsc.edu/infoview/corporate-docs/index.html). Any user customizations that change the dynamics, functionality or purpose of the report negate the certification status. In such event, please remove all marks of certification from each report tab.

Dept-Headcount Majors and Minors-History

Description:

Summary counts and charts of student majors and minors for a range of academic years. Counts are based on the number of students registered at third week of the term and are displayed as either averages over three terms of each year or as full headcounts in each year. This report replicates a UCSC Office of Institutional Research and Policy Studies published student majors report. Please note minors are not included in the Institutional Research and Policy Studies report.

Report Tabs/Views:

- Undergraduate Majors – Historical 3 Qtr Avg
- Graduate Majors – Historical 3 Qtr Avg
- Undergraduate Majors – Historical Full Headcount
- Graduate Majors – Historical Full Headcount
- Undergraduate Minors – Historical 3 Qtr Avg
- Undergraduate Minors – Historical Full Headcount

Data Prompts:

- First Academic Year in Range: YYYY-YY can select from List of Values
- Last Academic Year in Range: YYYY-YY can select from List of Values
- A Department Name can select from List of Values

Report Limitations:

- Includes
  - Third Week data from Fall, Winter and Spring terms
  - Counts of students with a UCOP CSS Official Registration Status of New, Continuing, Returning, or Visiting
- Excludes
  - Summer term
  - Students under a "Special Grad Prof Degree" program, such as Network Engineering
  - Students with a UCOP CSS Registration Status other than New, Continuing, Returning, or Visiting

Customizations:

- Filters exist on each tab to separate Undergraduate from Graduate student counts
- Filters exist on Undergrad tabs excluding either major or minor depending on the tab name
- Two custom variables exist that sum the student count in each academic year by adding the registered student counts in Fall, Winter, and Spring and then dividing the total by 3 (a.k.a. Three Quarter Average). If the report is run on a partial year, the total is still divided by 3 – resulting in a lower amount than expected.

Cautions:

- "3 Quarter Average" headcounts are based on "major equivalent counts" which are defined as follows:
  - Undergraduates with a single major are counted as 1
  - Undergraduates with double majors are counted as .5 by each major
  - Undergraduates with triple majors are counted as .33 by each major
  - Undergraduates with combined majors are counted as 1 only for the first major in the name, and 0 for the other majors in the name
  - Graduate students only have a single major so they are counted as 1
- "Full Headcount" are calculated as 1.0 per student, they are not split for double-major, triple-major, or combined-majors. The count is the maximum number of students registered in the year, event if only in one term.
- Although this certified report mimics a UCSC Office of Institutional Research and Policy Studies "Fact Sheet", the official published report without the minor information can be found at http://planning.ucsc.edu/irps

UC Santa Cruz **From 2014-15 through 2018-19**

Graduate Majors Headcount History - Three Quarter Average Based on Third Week Enrollments

Run Date: 11/4/19

Department: Music

Major	Degree Objective	2014-15	2015-16	2016-17	2017-18	2018-19
Music	DMA	14	12	14	15	15
Music	MA	4	2	1	4	8
Music	PHD	15	13	15	11	11
Dept Total		**27.7**	**24.7**	**28.0**	**28.3**	**32.3**

UC Santa Cruz **From 2014-15 through 2018-19**

Graduate Majors Headcount History - Three Quarter Average Based on Third Week Enrollments

Run Date: 11/4/19

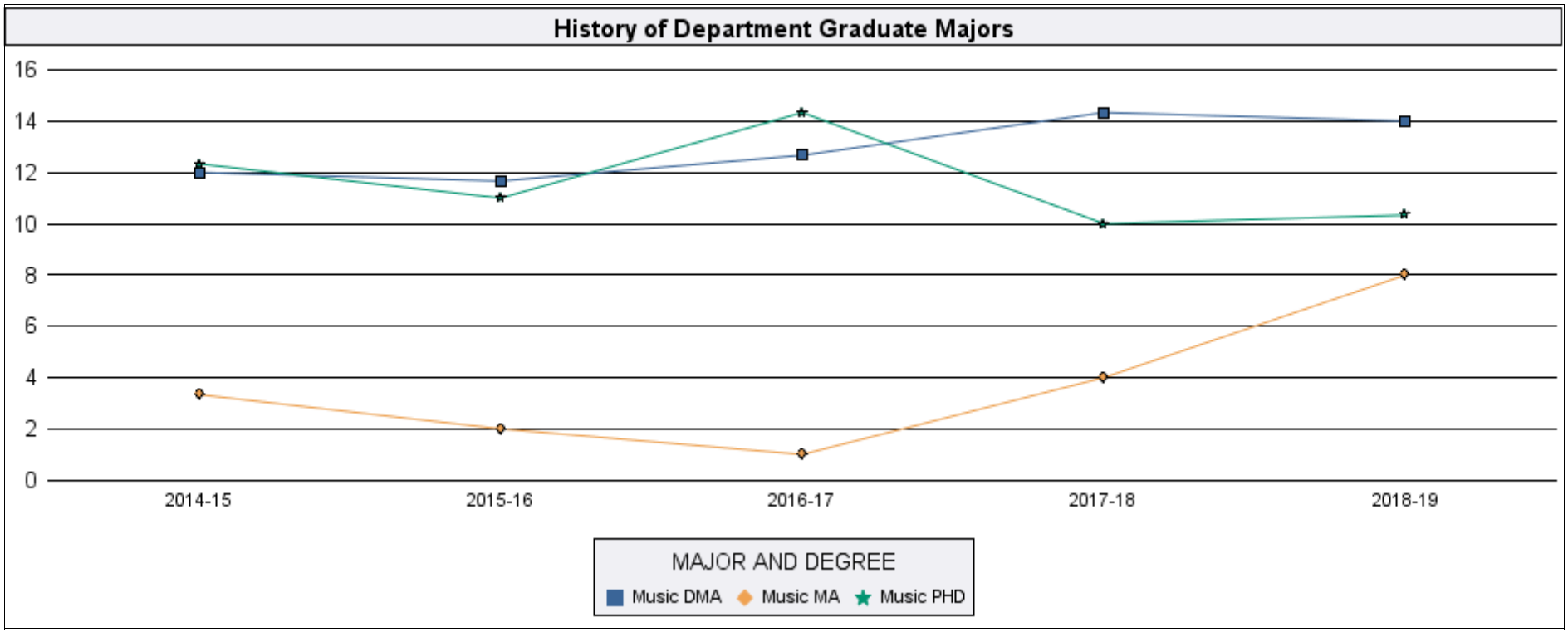

Undergraduate Majors Headcount History - Three Quarter Average* Based on Third Week Enrollments

Run Date: 11/4/19

Department: Music

Major Type	Major	2014-15	2015-16	2016-17	2017-18	2018-19
Major	Music	29.2	26.7	29.7	30.8	32.7
	Total	**29.17**	**26.67**	**29.67**	**30.83**	**32.67**
Proposed Major	Proposed Music	23.0	27.3	29.0	31.0	28.0
	Total	**23**	**27.33**	**29**	**31**	**28**
	Department Total:	**52.2**	**54.0**	**58.7**	**61.8**	**60.7**

*Double majors are counted as 0.5 for each major; triple majors are counted as 0.33 for each major; combined majors are counted as 1 for first major-department in the name.

Undergraduate Majors Headcount History - Three Quarter Average* Based on Third Week Enrollments

Run Date: 11/4/19

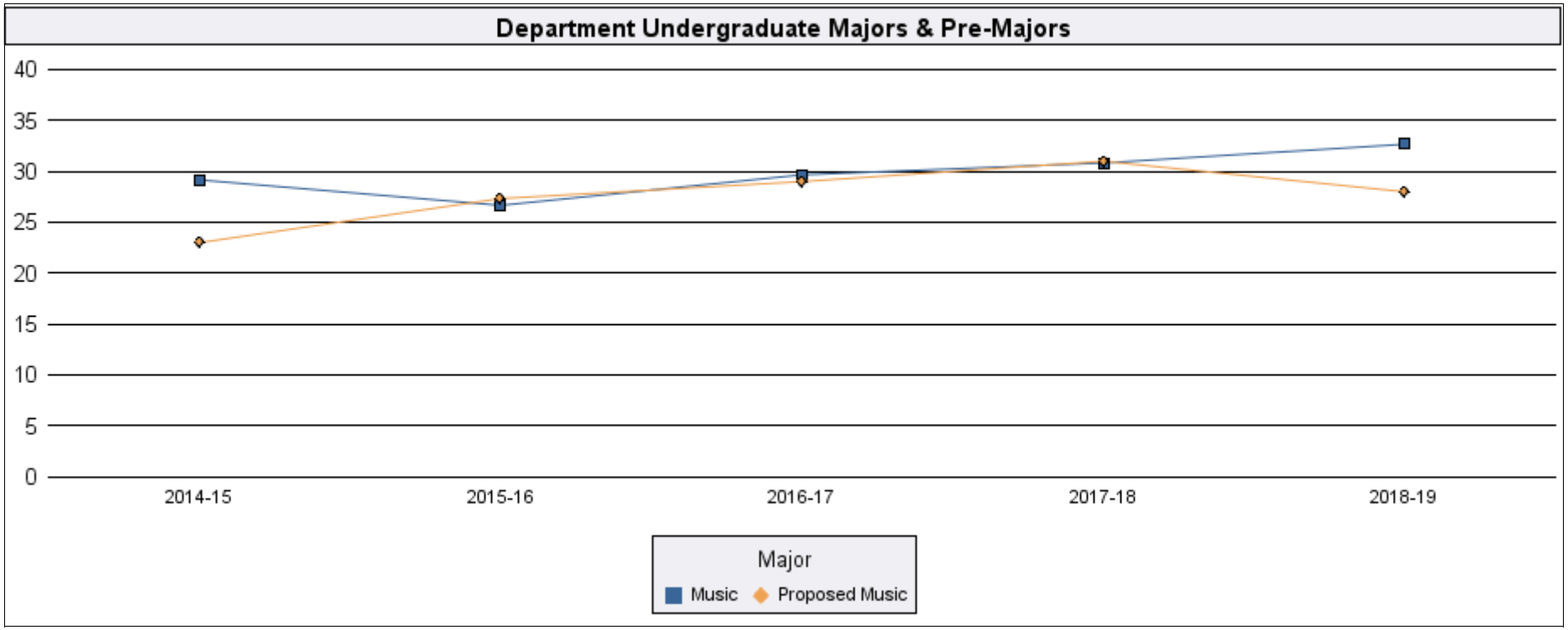

Title: Dept-Headcount Majors and Minors History
Tab: Undergraduate Majors - Historical 3 Qtr Avg
Version 4.1

*Double majors are counted as 0.5 for each major; triple majors are counted as 0.33 for each major; combined majors are counted as 1 for first major-department in the name.

Undergraduate Majors Headcount History - Three Quarter Average* Based on Third Week Enrollments

Run Date: 11/4/19

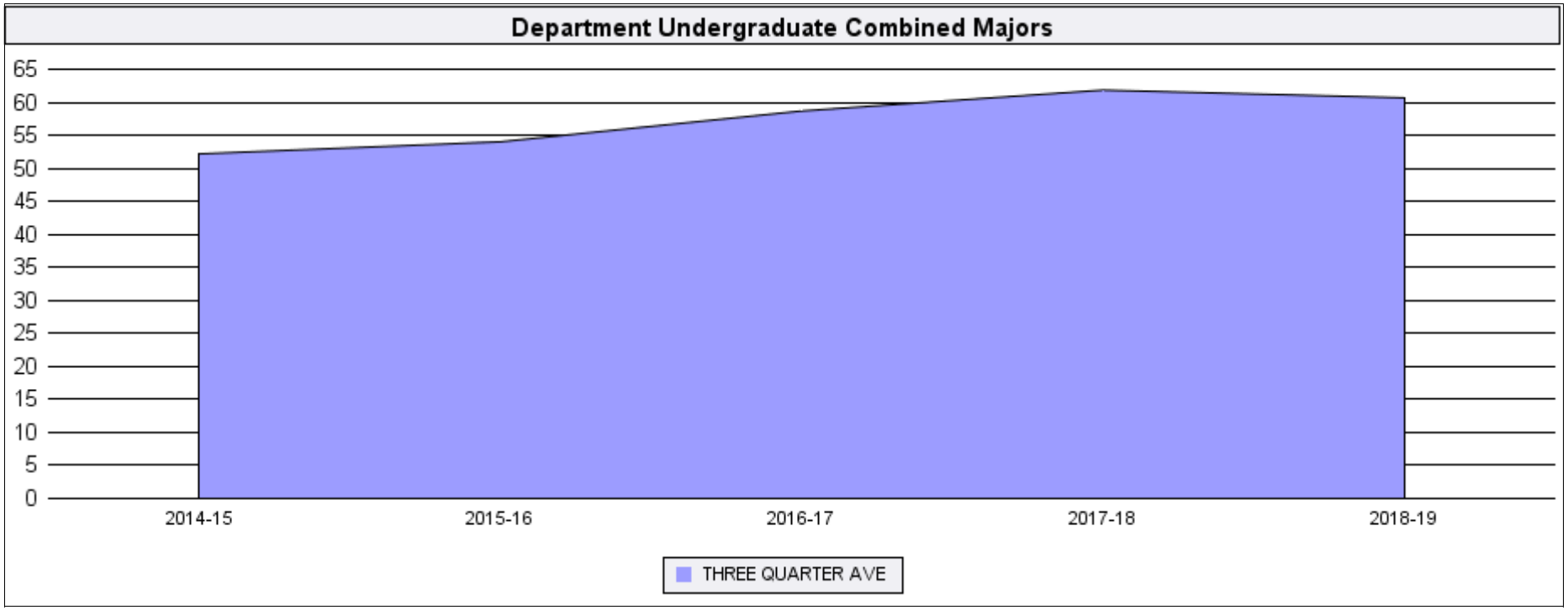

*Double majors are counted as 0.5 for each major; triple majors are counted as 0.33 for each major; combined majors are counted as 1 for first major-department in the name.

Undergraduate Majors Headcount History - Three Quarter Average* Based on Third Week Enrollments

Run Date: 11/4/19

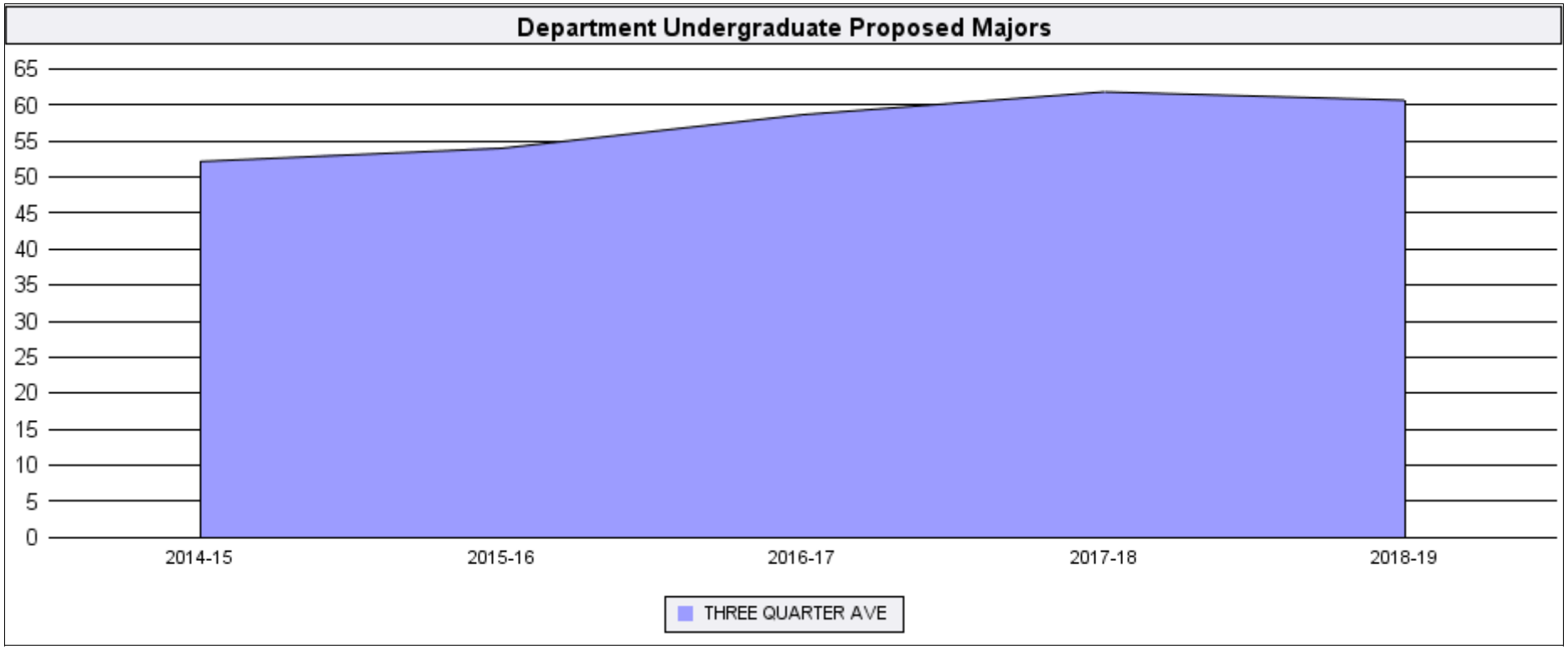

*Double majors are counted as 0.5 for each major; triple majors are counted as 0.33 for each major; combined majors are counted as 1 for first major-department in the name.

Undergraduate Minors Headcount History - Three Quarter Average Based on Third Week Enrollments

Run Date: 11/4/19

Department: Music

Plan Type	Minor	2014-15	2015-16	2016-17	2017-18	2018-19
Minor	Electronic Music	3.67	5.33	4.33	5.33	7
	Jazz	0.67	1.33	1.33	0.33	1
	Music			0.33	1.67	2
	Department Total	**4.33**	**6.67**	**6**	**7.33**	**10**

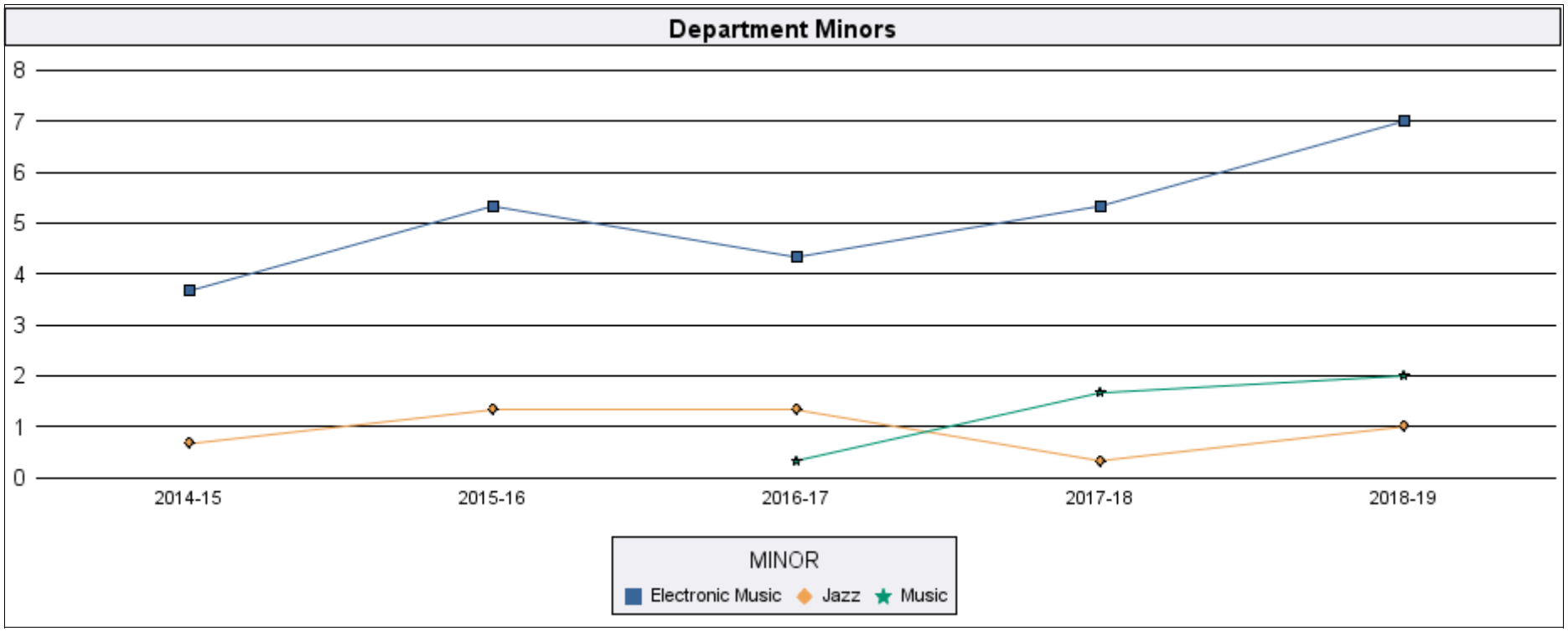

Undergraduate Minors Headcount History - Three Quarter Average Based on Third Week Enrollments

Run Date: 11/4/19

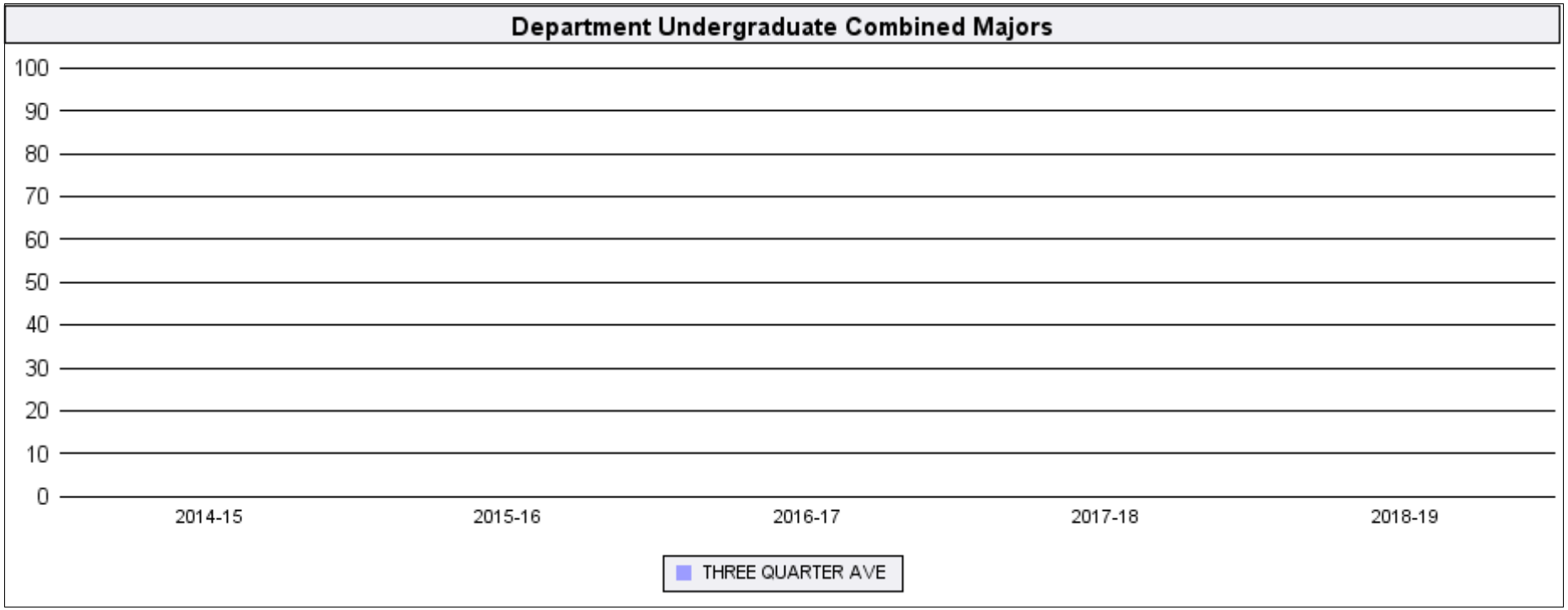

Undergraduate Minors Headcount History - Three Quarter Average Based on Third Week Enrollments

Run Date: 11/4/19



UC Santa Cruz

From 2014-15 through 2018-19

Graduate Majors Full Headcount* History - Based on Third Week Enrollments

Run Date: 11/4/19

Department: Music

Major	Degree Objective	2014-15	2015-16	2016-17	2017-18	2018-19
Music	DMA	14	12	14	15	15
Music	MA	4	2	1	4	8
Music	PHD	15	13	15	11	11
Department Total:		**33**	**27**	**30**	**30**	**34**

Title: Dept-Headcount Majors and Minors History
Tab: Graduate Majors - Historical Full Headcount
Version 4.1 Office of Institutional Research and Policy Studies

*Majors are counted as 1.0, and are not fractionalized for multi-majors. Combined majors are counted as 1 only for first major-department in the name. The count is the maximum number of students in the major in the year, even if only in one-term.

UC Santa Cruz **From 2014-15 through 2018-19**

Graduate Majors Full Headcount* History - Based on Third Week Enrollments

Run Date: 11/4/19

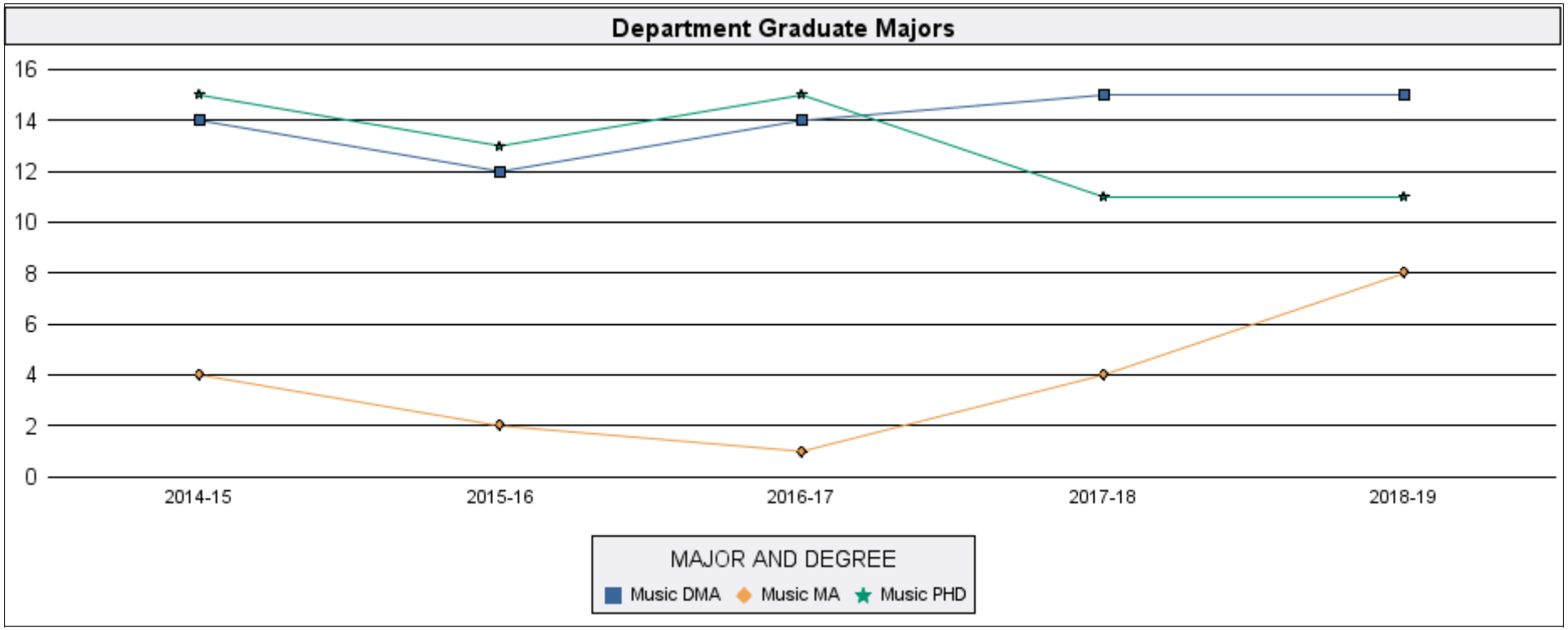

Title: Dept-Headcount Majors and Minors History
Tab: Graduate Majors - Historical Full Headcount
Version 4.1 Office of Institutional Research and Policy Studies

*Majors are counted as 1.0, and are not fractionalized for multi-majors. Combined majors are counted as 1 only for first major-department in the name. The count is the maximum number of students in the major in the year, even if only in one-term.

UC Santa Cruz **From 2014-15 through 2018-19**

Undergraduate Majors Full Headcount* History - Based on Third Week Enrollments

Run Date: 11/4/19

Department: Music

Major Type	Major	2014-15	2015-16	2016-17	2017-18	2018-19
Major	Music	42	42	46	44	49
	Total	**42**	**42**	**46**	**44**	**49**
Proposed Major	Proposed Music	31	37	40	43	38
	Total	**31**	**37**	**40**	**43**	**38**
	Department Total:	**73**	**79**	**86**	**87**	**87**

Title: Dept-Headcount Majors and Minors History
Tab: Undergraduate Majors - Historical Full Headcount
Version 4.1 Office of Institutional Research and Policy Studies

*Majors are counted as 1.0, and are not fractionalized for multi-majors. Combined majors are counted as 1 only for first major-department in the name. The count is the maximum number of students in the major in the year, even if only in one-term.

UC Santa Cruz **From 2014-15 through 2018-19**

Undergraduate Majors Full Headcount* History - Based on Third Week Enrollments

Run Date: 11/4/19

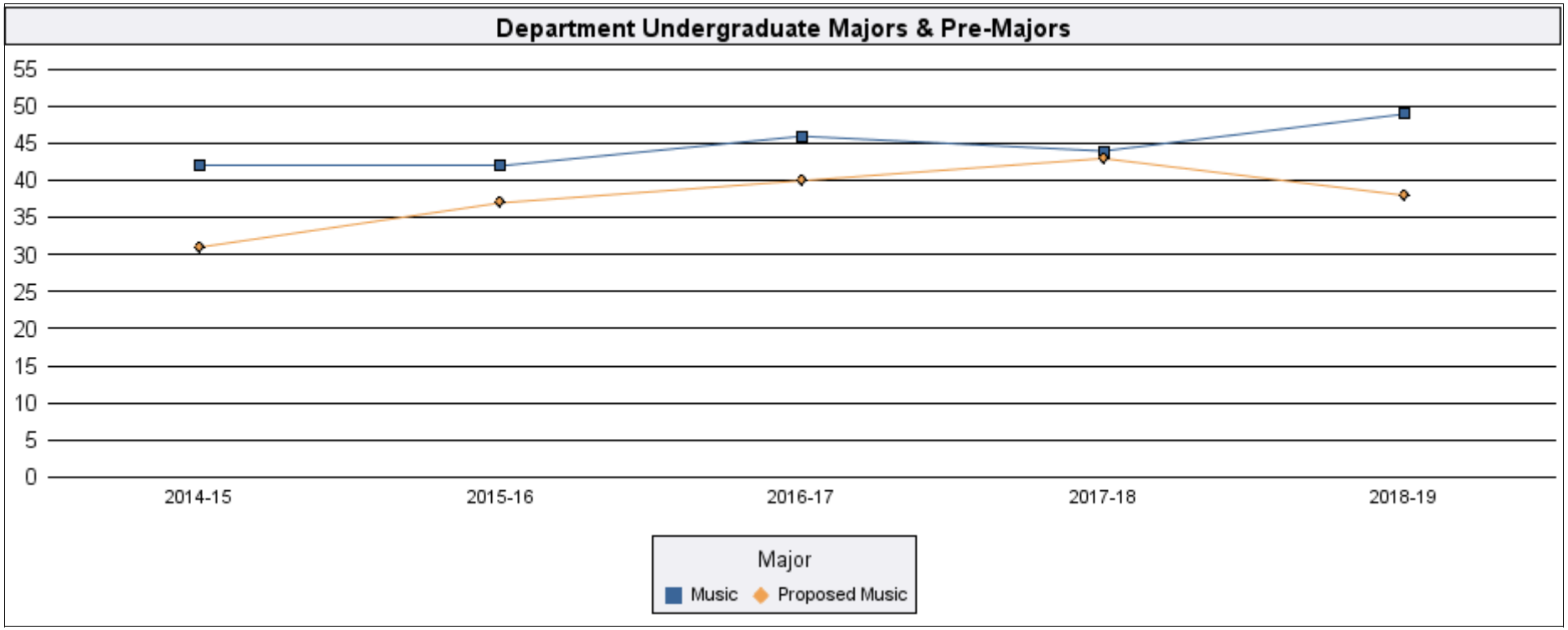

Title: Dept-Headcount Majors and Minors History
Tab: Undergraduate Majors - Historical Full Headcount
Version 4.1 Office of Institutional Research and Policy Studies

*Majors are counted as 1.0, and are not fractionalized for multi-majors. Combined majors are counted as 1 only for first major-department in the name. The count is the maximum number of students in the major in the year, even if only in one-term.

UC Santa Cruz **From 2014-15 through 2018-19**

Undergraduate Majors Full Headcount* History - Based on Third Week Enrollments

Run Date: 11/4/19

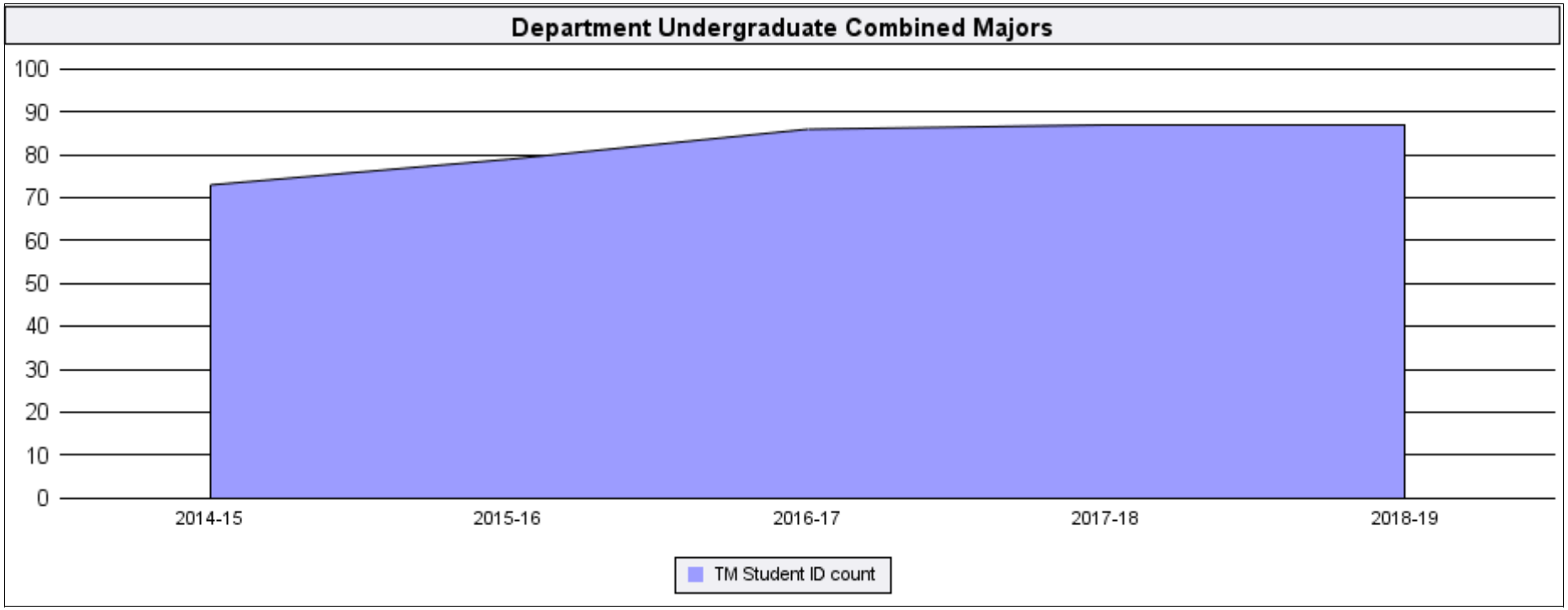

Title: Dept-Headcount Majors and Minors History
Tab: Undergraduate Majors - Historical Full Headcount
Version 4.1 Office of Institutional Research and Policy Studies

*Majors are counted as 1.0, and are not fractionalized for multi-majors. Combined majors are counted as 1 only for first major-department in the name. The count is the maximum number of students in the major in the year, even if only in one-term.

UC Santa Cruz **From 2014-15 through 2018-19**

Undergraduate Majors Full Headcount* History - Based on Third Week Enrollments

Run Date: 11/4/19

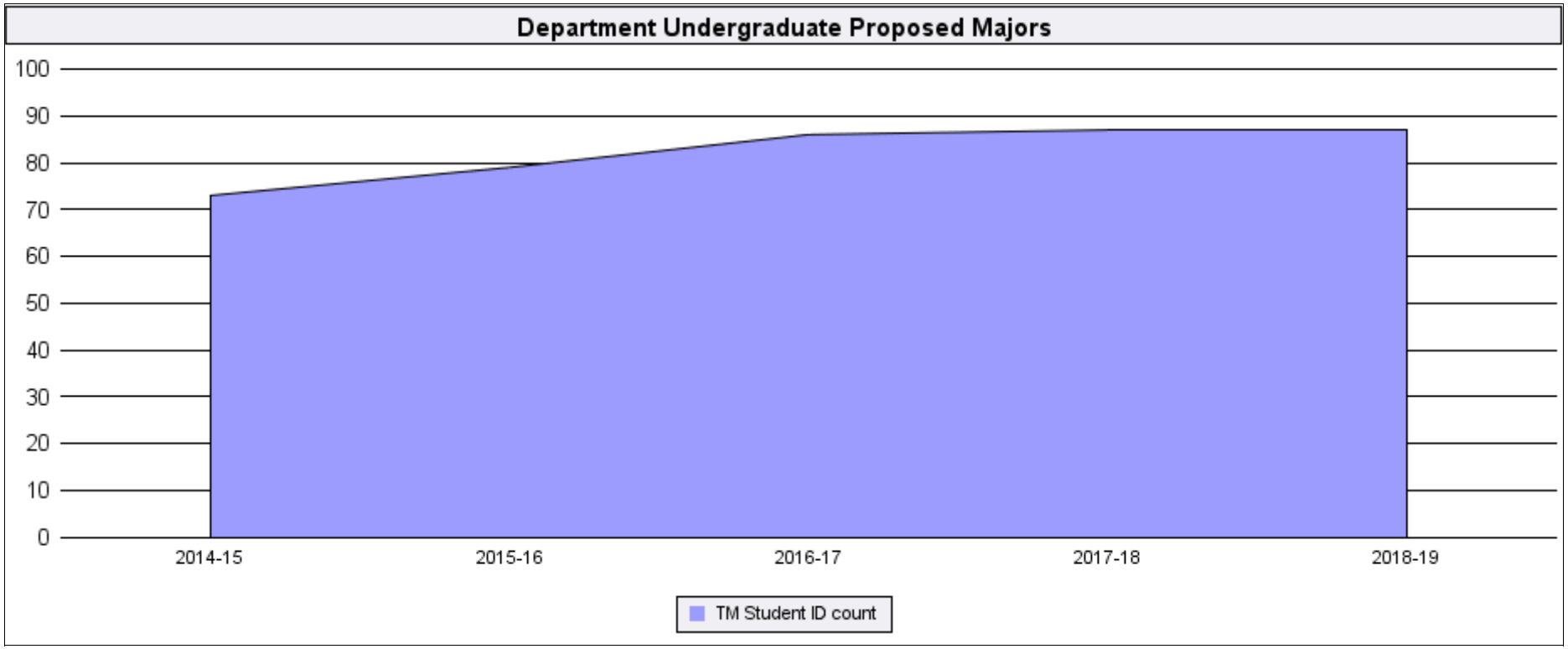

Title: Dept-Headcount Majors and Minors History
Tab: Undergraduate Majors - Historical Full Headcount
Version 4.1 Office of Institutional Research and Policy Studies

*Majors are counted as 1.0, and are not fractionalized for multi-majors. Combined majors are counted as 1 only for first major-department in the name. The count is the maximum number of students in the major in the year, even if only in one-term.

UC Santa Cruz **From 2014-15 through 2018-19**

Undergraduate Minors Full Headcount* History - Based on Third Week Enrollments

Run Date: 11/4/19

Department: Music

Major Type	Major	2014-15	2015-16	2016-17	2017-18	2018-19
Minor	Electronic Music	11	16	13	16	21
	Jazz	2	4	4	1	3
	Music			1	5	6
	Total	**13**	**20**	**18**	**22**	**30**
	Department Total:	**13**	**20**	**18**	**22**	**30**

Title: Dept-Headcount Majors and Minors History
Tab: Undergraduate Minors - Historical Full Headcount
Version 4.1 Office of Institutional Research and Policy Studies

*Majors are counted as 1.0, and are not fractionalized for multi-majors. Combined majors are counted as 1 only for first major-department in the name. The count is the maximum number of students in the major in the year, even if only in one-term.

Undergraduate Minors Full Headcount* History - Based on Third Week Enrollments

Run Date: 11/4/19

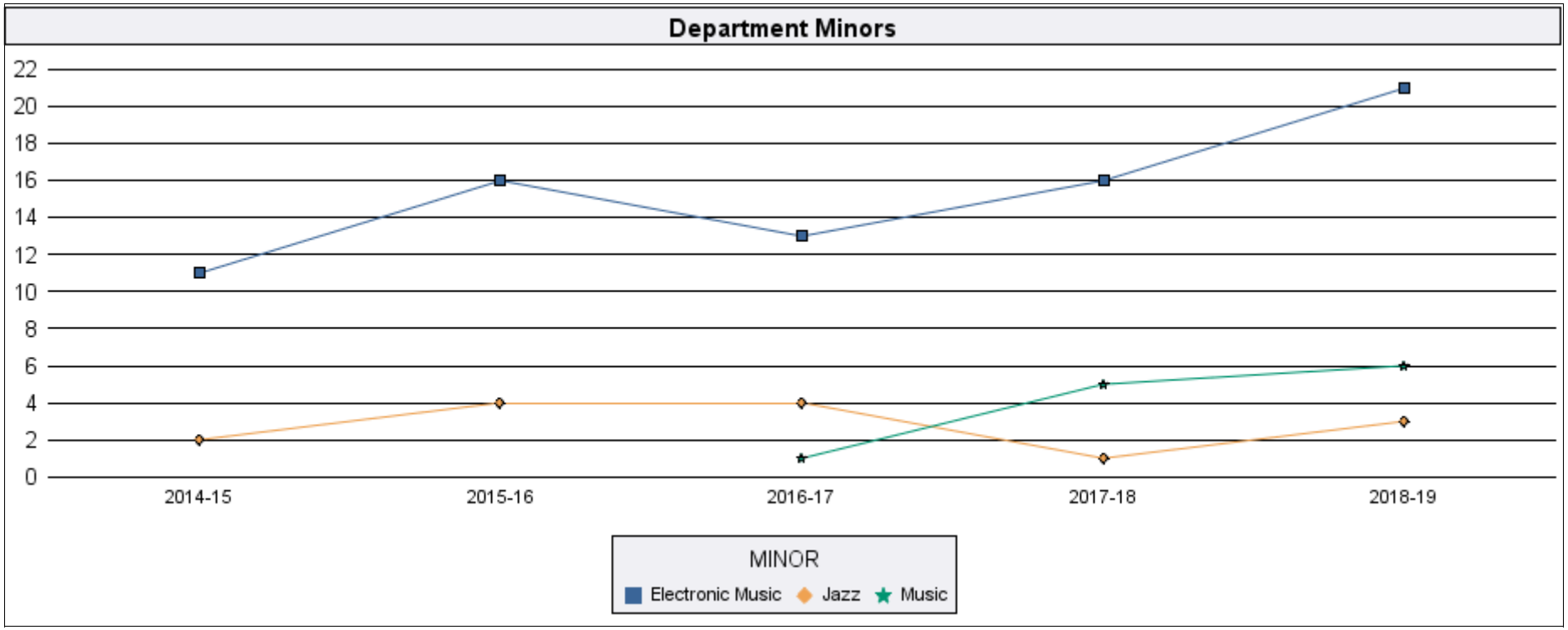

Title: Dept-Headcount Majors and Minors History
Tab: Undergraduate Minors - Historical Full Headcount
Version 4.1 Office of Institutional Research and Policy Studies

*Majors are counted as 1.0, and are not fractionalized for multi-majors. Combined majors are counted as 1 only for first major-department in the name. The count is the maximum number of students in the major in the year, even if only in one-term.

UC Santa Cruz **From 2014-15 through 2018-19**

Undergraduate Minors Full Headcount* History - Based on Third Week Enrollments

Run Date: 11/4/19

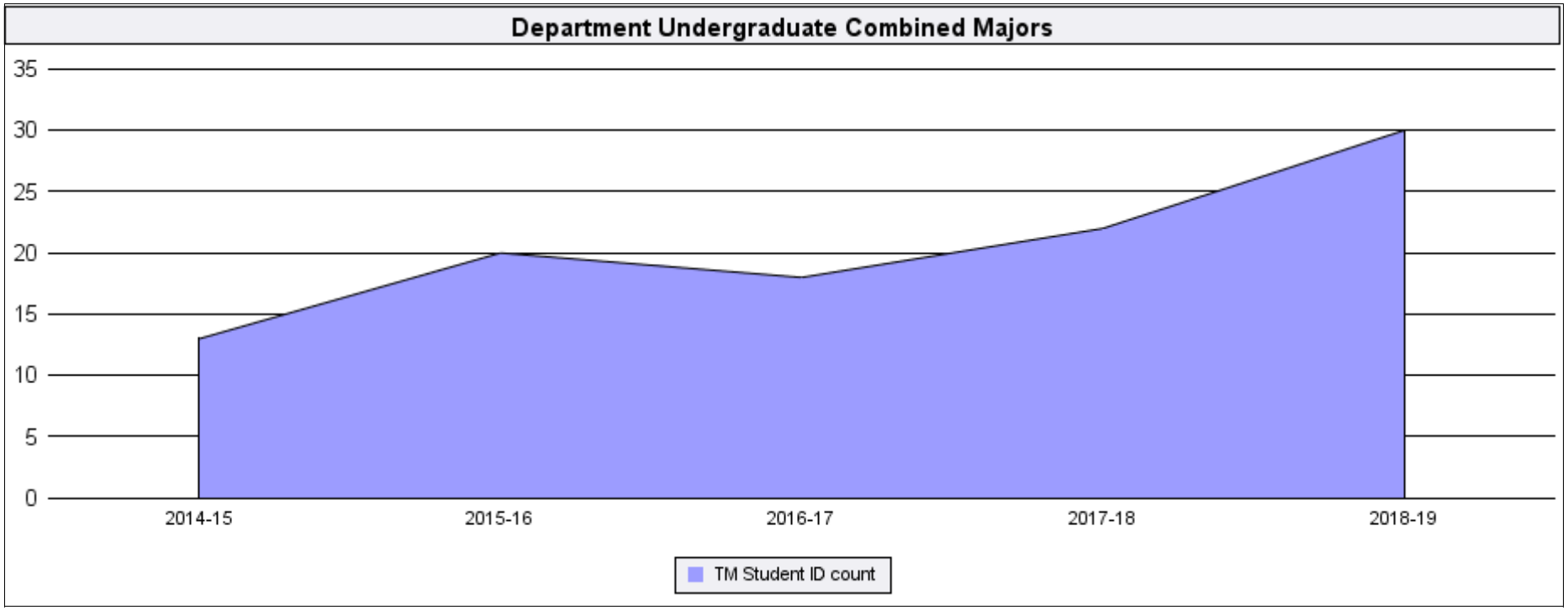

Title: Dept-Headcount Majors and Minors History
Tab: Undergraduate Minors - Historical Full Headcount
Version 4.1 Office of Institutional Research and Policy Studies

*Majors are counted as 1.0, and are not fractionalized for multi-majors. Combined majors are counted as 1 only for first major-department in the name. The count is the maximum number of students in the major in the year, even if only in one-term.

UC Santa Cruz **From 2014-15 through 2018-19**

Undergraduate Minors Full Headcount* History - Based on Third Week Enrollments

Run Date: 11/4/19

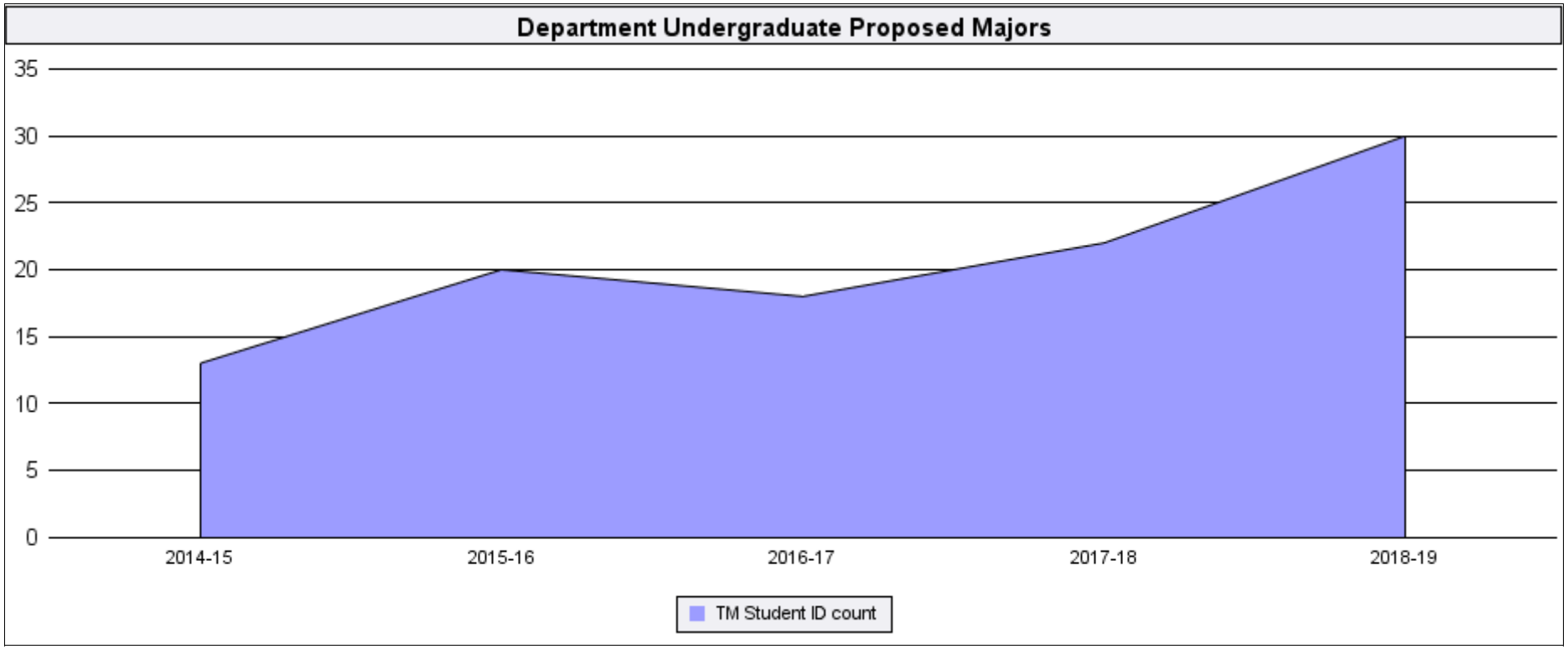

Title: Dept-Headcount Majors and Minors History
Tab: Undergraduate Minors - Historical Full Headcount
Version 4.1 Office of Institutional Research and Policy Studies

*Majors are counted as 1.0, and are not fractionalized for multi-majors. Combined majors are counted as 1 only for first major-department in the name. The count is the maximum number of students in the major in the year, even if only in one-term.